



Single Shot Rifle K3

The single barrel rifle is a special gun. Aficionados value its optimised shot performance to weight ratio.

TECHNICAL DATA



SYSTEM Single-shot rifle / Single-lock mechanism with Jaeger tilted block locking and manual cocking

CALIBRE **Standard calibre:** .223 Rem. / .243 Win. / 6,5x57R / 6,5x65R / .270 Win. / 7x57R / 7x65R / .308 Win. / .30-06 Spring. / 8x57IRS / 9,3x74R / **Magnum calibre:** .300 Win. Mag. / 7mm Rem. Mag. / other calibres upon request







TRIGGER adjustable fine tuned trigger (3 positions at approx. 400g / approx. 600g / approx 800g)

WEIGHT approx. 2,5 kg

LENGTH Overall length 101 cm (at 60 cm barrel length)

BARREL with sights /
Optional: Semi-weight barrel (Ø 19 mm) / Fluted barrel / without sights / Muzzle thread M15x1 / octagonal barrel / Spare barrels

BARREL OVERVIEW K3

BARREL LENGTH ▶		500 mm	510 mm	550 mm	600 mm	600 mm	650 mm
BARREL PROFILE ▶		 round, with sights, without threaded barrel	 semiweight fluted, without sights, threaded barrel	 semiweight, with sights, without threaded barrel	 round, with sights, without threaded barrel	 octagonal, with sights, without threaded barrel	 round, with sights, without threaded barrel
MINI	.222 Rem.		○ ▲				
	.223 Rem.		○ ▲	○	●		
STANDARD	.243 Win.	■			●		
	6,5x55		○ ▲	○			
	6,5x57R	■	○ ▲	○	●	○	
	.270 Win.	■	○ ▲	○	●	○	
	7x57R	■	○ ▲	○	●	○	
	7x65R	■	○ ▲	○	●	○	
	.308 Win.	■	○ ▲	○	●	○	
	.30-06 Spring.	■	○ ▲	○	●		
	.30R Blaser				●		
	8x57IS	■	○ ▲	○	●	○	
	9,3x74R				●		
	MAGNUM	7 mm Rem.Mag.				○	○
.300 Win.Mag.					○		●

● standard ○ optional ■ only available for K3 Stutzen ▲ standard for the K3 Extreme

STOCK Hogs back comb / Bavarian cheek piece / Rubber butt plate /
Woodclasses: from 4 /
Optional: Left handed stock / Lady-DS-stock / Custom stock making / engraved pistol grip caps

ENGRAVINGS black system casing / Hunting motive / Jena / Weimar / Erfurt / Suhl

MOUNTS prepared for Suhl tilt up mount /
Optional: Mounting basis Weaver rail / Suhl tilt up mount